







## LAGUNA CERAMICS MOIST CLAYS

Colors shown are approximate due to online and printing viewing limitations.

PRICE  
LIST ON  
PAGE 4

<p><b>Raku Clay (Cone 06-04)</b></p>  <p><b>WC365 –</b> <b>Shrinkage:</b> <b>Absorption:</b></p>	<p><b>EM100 (Cone 06)</b></p>  <p><b>EM-100</b> – Smooth, plastic, talc-free, white-firing clay, suitable for throwing and sculpture. Ideal for beginners and schools. Most low fire commercial glazes fit this body. <b>Shrinkage: 8%</b> <b>Absorption: 11.5%</b></p>	<p><b>Frost 5 Porcelain Moist Clay (Cone 5)</b></p>  <p><b>WC437</b> – An exceptionally white and translucent throwing porcelain for Cone 5-6. <b>Shrinkage: 11%</b> <b>Absorption: &gt; 1%</b></p>
<p><b>B Mix 5 (Cone 5)</b></p>  <p><b>WC401</b> – B Mix 5 offers the same characteristics enjoyed by our Cone 10 B-Mix. Its smooth, porcelain texture is a pleasure to throw and form, and it fires to a cream color in oxidation. <b>Shrinkage: 12.0%</b> <b>Absorption: 2.3%</b></p>	<p><b>B Mix 5 w/Grog (Cone 5)</b></p>  <p><b>WC436</b> – A very fine grog makes for a more forgiving body with a slight texture and minimal speckling. <b>Shrinkage: 11.0%</b> <b>Absorption: 2.75%</b></p>	<p><b>Speckled Buff 5 Moist Clay Boxed (Cone 5)</b></p>  <p><b>WC403</b> – Clay body specifically formulated by request from Midwest and Eastern U.S. potters. Low in sand and grog content, speckled buff is smooth textured. An excellent throwing body. The color palette is perhaps best described as 'desert' or 'Southwest'. Fired in oxidation, Speckled Buff falls into the tan/brown color range. <b>Shrinkage: 12%</b> <b>Absorption: 3.0%</b></p>

## LAGUNA CERAMICS MOIST CLAYS

Colors shown are approximate due to online and printing viewing limitations.

PRICE  
LIST ON  
PAGE 4

### B Mix 10 (Cone 10)



**WC379** – A premier, cream-white, throwing clay that is easy to throw and form. Excellent glaze results. Fires gray/white in reduction and lighter in oxidation. Smooth porcelain texture.  
**Shrinkage: 13%**  
**Absorption: 1.2%**

### #950 (Cone 10)



**WC630** – This clay is formulated for large, hand thrown pots. Very textured. #950 is similar to the West Coast sand bodies—very plastic.  
**Shrinkage: 12%**  
**Absorption: 2.1%**

### Soldate – 60 Sand (Cone 10)



**WC843** – This clay is the same formula as Soldate-30, but contains finer 60 mesh sand. The texture is medium coarse.  
**Shrinkage: 13.5%**  
**Absorption: 1.75%**

### B Mix Wood (Cone 13)








**WC899** – A specially formulated version of Laguna's popular B-mix body for wood and salt firing. Takes Salt and Soda well and exhibits very nice flashing characteristics in wood firings. Holds up well in Cone 12 atmospheric firings.  
**Shrinkage: 13%**  
**Absorption: > 1%**

## LAGUNA CERAMICS MOIST CLAYS

Colors shown are approximate due to online and printing viewing limitations.

PRICE  
LIST ON  
PAGE 4

<p><b>MC-40 Dark Buff Clay (Cone 6)</b></p>  <p><b>WC602</b> – Dark buff firing clay. Versatile, medium textured throwing body. <b>Shrinkage: 11.9%</b> <b>Absorption: 2.87%</b></p>	<p><b>#45 Moist Clay (Cone 6)</b></p>  <p><b>WC603</b> – Buff stoneware for the production potter. Throwing properties are excellent, also works well in handbuilding and slab work. Fires slightly lighter than #40 buff. <b>Shrinkage: 11.6%</b> <b>Absorption: 2.9%</b></p>	<p><b>6 Moist Clay Boxed (Cone 6)</b></p>  <p><b>WC606</b> – Stoneware favorite. Light sand color with fine specks. Excellent cone 6 throwing body which enhances glaze colors and effects. There is no better all around throwing body available for the stoneware look. Fine speckling shows through glazes enhancing the piece. <b>Shrinkage: 12%</b> <b>Absorption: 2.93%</b></p>
<p><b>#55 Moist Clay (Cone 6)</b></p>  <p><b>WC607</b> – Excellent off-white stoneware clay for wheel work. Minor speckling caused by fireclay enhances appearance. Used by many for functional pottery. Neutral glazes are not altered by clay body ingredients allowing for purer glaze color. <b>Shrinkage: 10.8%</b> <b>Absorption: 1.9%</b></p>	<p><b>#65 Moist Clay (Cone 6)</b></p>  <p><b>WC609</b> – Smooth white stoneware, good for throwing and production of functional whiteware. <b>Shrinkage: 13%</b> <b>Absorption: 1%</b></p>	<p><b>#510 Clay (Cone 9-10)</b></p> <p><b>WC618</b> – A very popular white stoneware, #510 is a very plastic, smooth throwing clay with superior handbuilding and slab properties. Contains fine grog. <b>Shrinkage: 13%</b> <b>Absorption: 1%</b></p>

<b>PRICING: LAGUNA CERAMICS – MOIST CLAYS</b>				
<b>Item Number</b>	<b>Color/Number</b>	<b>50-950 per Lb price</b>	<b>1000- 1950 per Lb Price</b>	<b>2000 &amp; UP per Lb Price</b>
<b>Raku</b>	WC635	0.52	0.49	0.47
<b>EM100</b>	EM-100	0.45	0.42	0.40
<b>Frost -5 Porcelain Moist Clay</b>	WC437	0.91	0.86	0.81
<b>B Mix 5</b>	WC401	0.49	0.46	0.44
<b>B Mix 5 w/Grog</b>	WC436	0.51	0.49	0.46
<b>Speckled Buff 5 Moist Clay Boxed</b>	WC403	0.50	0.48	0.45
<b>#40 Moist Clay</b>	WC602	0.50	0.47	0.45
<b>#45 Moist Clay</b>	WC603	0.50	0.48	0.45
<b>6 Moist Clay</b>	WC606	0.52	0.49	0.47
<b>#55 Moist Clay</b>	WC607	0.49	0.46	0.44
<b>#65 Moist Clay</b>	WC609	0.52	0.50	0.47
<b>#510 Clay</b>	WC618	0.57	0.54	0.51
<b>B Mix 10</b>	WC379	0.50	0.47	0.45
<b>#950</b>	WC630	0.58	0.55	0.51
<b>Soldate-60 Sand</b>	WC843	0.48	0.46	0.43
<b>B Mix Wood</b>	WC899	0.59	0.56	0.53